



Systems-Intelligent

SYSTEME FÜR MENSCHEN

Systems-Intelligent GmbH, Heimatsgarten 7, 36110 Schlitz


Smart Favorites Installation Instructions

1

Table of Contents

Smart Favorites Installation Instructions	1
Import Favorite Library Management Pack	1
Import Workflow	3
Import Sample View.....	3
Where can i find the Favorites – Task, Settings and Sample View	3
Favorite Settings	3
Task in all Workitems	3
Sample View	4

Import Favorite Library Management Pack

Import the Management Pack file  [SystemInt.Favorites.Library.mpb](#) into the Service Manager.



Systems-Intelligent

SYSTEME FÜR MENSCHEN

Systems-Intelligent GmbH, Heimatsgarten 7, 36110 Schlitz

2

The screenshot shows the 'Administration' console. In the left sidebar, the 'Management Packs' item is highlighted with a yellow starburst. A red arrow points from this item to the 'Import' option in the 'Tasks' pane on the right. The 'Tasks' pane also shows 'Reporting Infra MP', 'Delete', 'Export', 'Properties', and 'Management Packs' (with sub-options 'Create Management Pack', 'Import', and 'Refresh').

Name	Date modified	Type
SystemInt.Favorites.Library.mpb	13.12.2019 14:49	MPB File

The screenshot shows a file explorer window with a table of files. The file 'SystemInt.Favorites.Library.mpb' is highlighted with a red box. A red arrow points from this file to the 'Open' button in a file dialog box below. The dialog box shows 'File name:' and 'MPB files (*.mpb)'.

Import.




Systems-Intelligent


SYSTEME FÜR MENSCHEN

Systems-Intelligent GmbH, Heimatsgarten 7, 36110 Schlitz


Import Workflow

Copy the file  `SystemInt.Favorites.Workflows.dll` into the Installationfolder of your Service Manager Workflow Server where all the other workflow .dll files are (default C:\Program Files\Microsoft System Center\Service Manager)

3

Import the Management Pack file  `SystemInt.Favorites.Workflows.xml` into the Service Manager. Restart **Microsoft Monitoring Agent** (Workflow Service for the Service Manager).

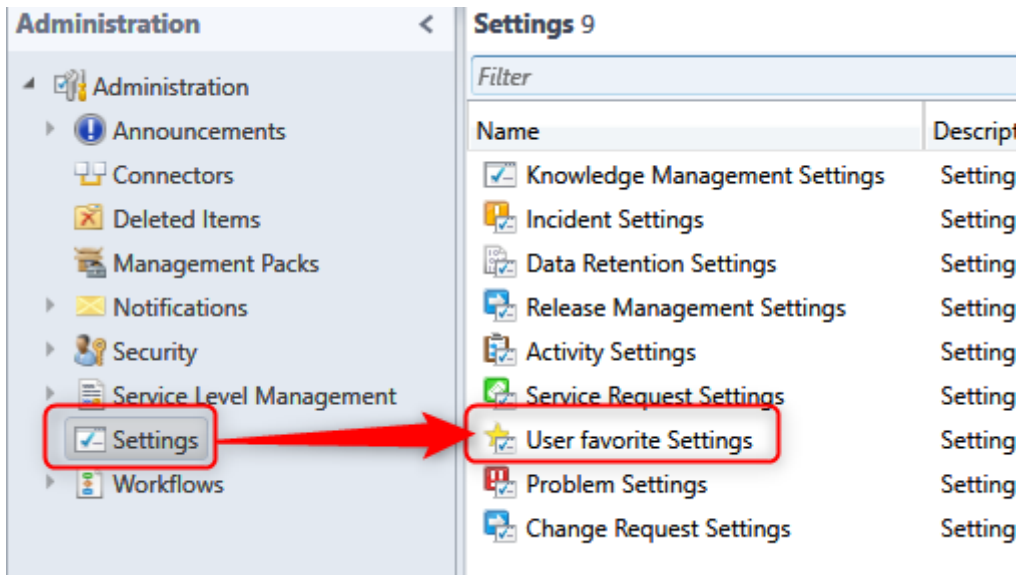
Import Sample View

Import the Management Pack file  `SystemInt.FavoriteViews.xml` into the Service Manager.

Restart the console.

Where can i find the Favorites – Task, Settings and Sample View

Favorite Settings



Settings 9	
Filter	
Name	Descript
<input checked="" type="checkbox"/> Knowledge Management Settings	Setting
<input checked="" type="checkbox"/> Incident Settings	Setting
<input checked="" type="checkbox"/> Data Retention Settings	Setting
<input checked="" type="checkbox"/> Release Management Settings	Setting
<input checked="" type="checkbox"/> Activity Settings	Setting
<input checked="" type="checkbox"/> Service Request Settings	Setting
<input checked="" type="checkbox"/> User favorite Settings	Setting
<input checked="" type="checkbox"/> Problem Settings	Setting
<input checked="" type="checkbox"/> Change Request Settings	Setting

Task in all Workitems

You can find the task in the Workitem forms and views.



Systems-Intelligent

SYSTEME FÜR MENSCHEN

Systems-Intelligent GmbH, Heimatsgarten 7, 36110 Schlitz

IR2 - Outlook failed to start

- Assign ▾
- Change Incident Status ▾
- Create Change Request
- Create Problem
- Create Release Record
- Create Service Request
- Edit**
- Escalate or Transfer
- Favorites**

4

Sample View

Configuration Items

- Configuration Items
 - Builds
 - Business Services
 - Computers
 - Environments
 - Favorites**
 - My favorite Workitems**